



vista

CATALOGUE
2026

WESTERN
CANADA

**#1 CHOICE
FOR OUTDOOR
LIVING**

Premium Railings &
Aluminum Deck Framing

ABOUT VISTA

At VISTA, we are all aligned around a common purpose that helps foster our strong company culture. Our purpose is simple yet powerful...to make a positive impact that matters.

Along with our purpose, our core values form our fundamental beliefs, our guiding principles, and our priorities that shape our culture and our decision making. We live every day through our core values of Fairness, Integrity, Respect, Safety, Trust, and Can-Do attitude.

Built on a legacy of over 50 years, VISTA has helped shape the railing industry. Our customers depend upon us for their business, and we take that responsibility to heart. Our customers consistently tell us we are the #1 choice for premium aluminum, glass, cable railing, and more – a recognition we're proud of and continually strive to uphold.

Proudly Canadian and environmentally responsible, we design, engineer, test, and manufacture with precision and care. We are committed to quality, consistency, style-driven simplicity, and impactful innovation, that our customers rely on.

Today, we continue to set the standard. We listen, we respond, we educate, we lead – always committed to continuous improvement and meaningful innovation.



TABLE OF CONTENTS

INNOVATION

4	Aluminum Picket Railing
6	Framed Glass
10	Frameless Glass with Posts
12	Aluminum Railing Accessories
14	Frameless Glass with Spigots & LED
16	Glass Wind Walls
17	Gates



Cable Railing 18

Cable System Accessories 20

Aluminum Stair Railing 24

Pipe Handrail 25

QwickBuild Deck Framing 26

style & simplicity



ALUMINUM PICKET RAILING

Our aluminum picket railings blend style, strength, and durability—perfect for any residential project.

Crafted from **high-quality aluminum**, our picket railings withstand the elements while offering timeless design, easy installation, and minimal maintenance—a cost-effective way to enhance safety and curb appeal.

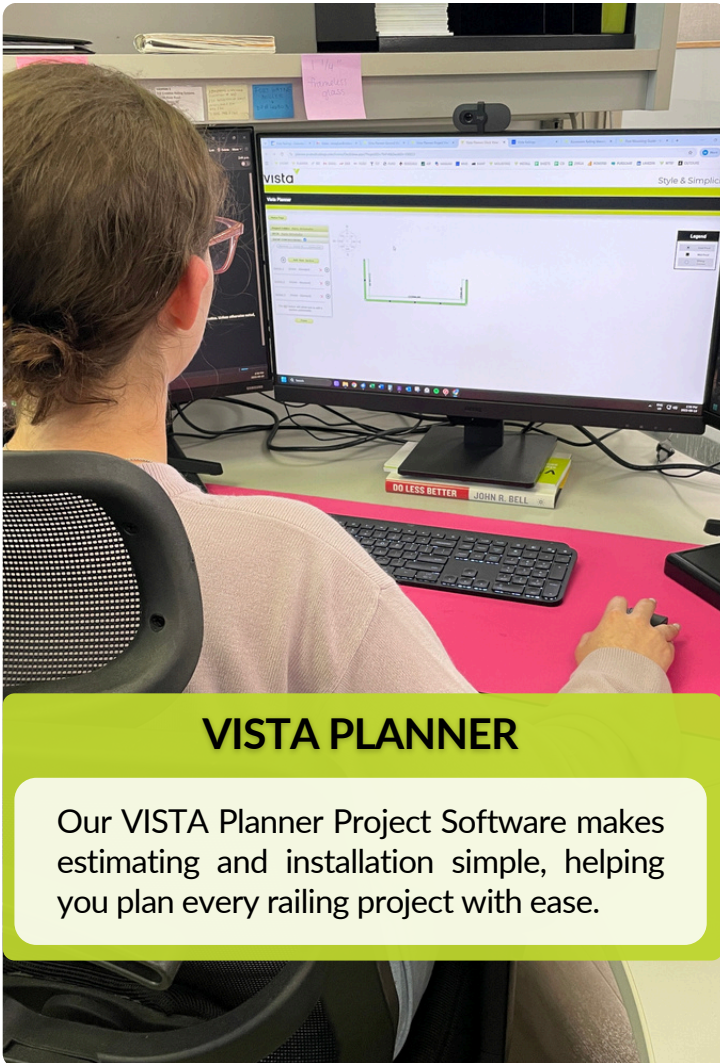
Choose **regular picket** railings for a classic look that complements any architectural style, or **wide picket** railings for a bolder, modern statement. Both options deliver lasting performance and elegant design for decks, balconies, and staircases.

And with all products safety assured and tested to **national building codes**, you can build with confidence!



PICTURE FRAME

The same rails and post design creates a consistent frame around your infill of choice (regular picket, wide picket and framed glass).



VISTA PLANNER

Our VISTA Planner Project Software makes estimating and installation simple, helping you plan every railing project with ease.



EASE OF INSTALLATION

Each post includes fasteners and shims, with factory-attached brackets for quick and easy installation.



STAIR CONNECTION

Stair connection is easy and clean. Simply insert stair rail into pre-slotted post and fasten in place.




ALUMINUM FRAMED GLASS

Aluminum framed glass railings that combine modern style, strength, and lasting durability.

Our aluminum framed glass railings combine modern style, strength, and lasting durability.


Fully pre-assembled and sleeved posts make assembly fast and simple, ensuring a professional fit and finish with minimal effort. Standard tempered glass panels slide easily into place for a sleek, elegant look.

Premium powder-coating, applied through a rigorous pre-treatment process, ensures a virtually maintenance-free product: no painting, staining, rust, or rot.



PICTURE FRAME

The same rails and post design creates a consistent frame around your infill of choice (regular picket, wide picket and framed glass).



SIMPLE ASSEMBLY

Insert glass panel into top rail and drop into bottom rail to complete installation.

EASE OF INSTALLATION

Each post includes fasteners and shims, with factory-attached brackets for quick and easy installation.





COMPONENT GUIDE FOR your picket and framed glass system

<p>2" End Post</p> <ul style="list-style-type: none"> ✓ Picket & Framed Glass <p>42" PB5468 36" PB5804</p> <ul style="list-style-type: none"> ✓ Framed Glass <p>60" PB7706</p> 	<p>2" 90° Corner Post</p> <ul style="list-style-type: none"> ✓ Picket & Framed Glass <p>42" PB5469 36" PB5805</p> <ul style="list-style-type: none"> ✓ Framed Glass <p>60" PB7707</p> 	<p>2" 45° Corner Post</p> <ul style="list-style-type: none"> ✓ Picket & Framed Glass <p>42" PB5494 36" PB5809</p> 	<p>2" Mid Post</p> <ul style="list-style-type: none"> ✓ Picket & Framed Glass <p>42" PB5470 36" PB5806</p> <ul style="list-style-type: none"> ✓ Framed Glass <p>60" PB7708</p> 	
<p>2 ½" Blank Post</p> <ul style="list-style-type: none"> ✓ Picket & Framed Glass <p>42" PB7759 36" PB7758</p> <ul style="list-style-type: none"> ✓ Framed Glass <p>60" PB7725</p> 	<p>2 ½" Top Stair Post</p> <ul style="list-style-type: none"> ✓ Picket <p>42" PB7733 38" PB7737 (for 36" Rail Height)</p> 	<p>2 ½" Bottom Stair Post</p> <ul style="list-style-type: none"> ✓ Picket <p>PB7735 (One size only)</p> 	<p>2" Mid Stair Post</p> <ul style="list-style-type: none"> ✓ Picket <p>PB7734 (splice hardware included)</p> 	
<p>*All posts include fasteners and shims</p>				<p>Bottom Stair Post with Rail Pass-Over Kit</p> <ul style="list-style-type: none"> ✓ Picket <p>PB7732</p> 
				
<p>Level Rail</p> <ul style="list-style-type: none"> ✓ Picket ✓ Framed Glass ✓ Cable <p>5' PB7453 6' PB7457 7' PB7455 8' PB7458</p> 	<p>4' Regular Picket ¾" square</p> <ul style="list-style-type: none"> ✓ Picket <p>42" PB7739 36" PB7750</p> 	<p>6' Regular Picket ¾" square</p> <ul style="list-style-type: none"> ✓ Picket <p>42" PB7461 36" PB6801</p> 	<p>4' Wide Picket 1 ½" x ¾"</p> <ul style="list-style-type: none"> ✓ Picket <p>42" PB7730 36" PB7752</p> 	
<p>Stair Rail</p> <ul style="list-style-type: none"> ✓ Picket ✓ Cable <p>6' PB7486 8' PB7484</p> 	<p>4' Stair Pickets</p> <ul style="list-style-type: none"> ✓ Picket <p>Regular PB7485 Wide PB7731</p> 	<p>Level Bracket</p> <ul style="list-style-type: none"> ✓ Picket ✓ Framed Glass ✓ Cable <p>PB7477</p>  		

Universal Stair Bracket Package NEW


- ✓ Picket
- ✓ Cable



PB7757

Universal Angle Bracket Package

- ✓ Picket
- ✓ Framed Glass



PB5569

Baseplate Cover
for 2" Post

- ✓ Picket
- ✓ Framed Glass
- ✓ Cable



Aluminum PB7744

Baseplate Cover Aluminum
for 2 1/2" Post

- ✓ Picket
- ✓ Cable
- ✓ Frameless Glass
- ✓ Framed Glass



Aluminum PB7746

6' Glazing Gasket

- ✓ Framed Glass



PB7041

Windwall Glass Centre Supports
(with fasteners)



PB1990
1 pkg per section of glass

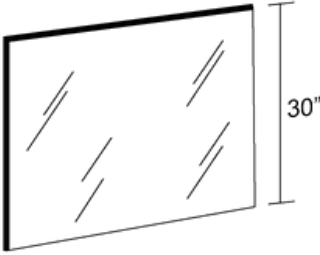
VISTA KEYNOTES

- Check out our accessories and more products to complete your project.
- Contact your local building department prior to installation.

1/4" (6mm) Clear Tempered Glass
For 36" Railing Height

- ✓ Framed Glass

24" x 30" PB1350	26" x 30" PB1351	28" x 30" PB1352	30" x 30" PB1353	32" x 30" PB1354	34" x 30" PB1355				
36" x 30" PB1453	38" x 30" PB1357	40" x 30" PB1358	42" x 30" PB1359	44" x 30" PB1360	46" x 30" PB1361				
48" x 30" PB1362	50" x 30" PB1363	52" x 30" PB1364	54" x 30" PB1365	56" x 30" PB1366	58" x 30" PB1367	60" x 30" PB1368	62" x 30" PB1369	64" x 30" PB1370	66" x 30" PB1371

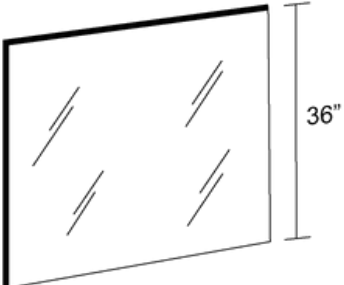


TEMPERED GLASS

1/4" (6mm) Clear Tempered Glass
For 42" Railing Height

- ✓ Framed Glass

24" x 36" PB1450	26" x 36" PB1451	28" x 36" PB1452	30" x 36" PB1453	32" x 36" PB1454	34" x 36" PB1455				
36" x 36" PB1456	38" x 36" PB1457	40" x 36" PB1458	42" x 36" PB1459	44" x 36" PB1460	46" x 36" PB1461				
48" x 36" PB1462	50" x 36" PB1463	52" x 36" PB1464	54" x 36" PB1465	56" x 36" PB1466	58" x 36" PB1467	60" x 36" PB1468	62" x 36" PB1469	64" x 36" PB1470	66" x 36" PB1471



TEMPERED GLASS

Textured Black (XB)
 Textured Grey (TG)
 Gloss White (WT)
 Textured Bronze (YB)



FRAMELESS GLASS WITH POSTS

Our frameless glass railing maximizes your view – there's no top or bottom rail to obstruct your vista!






Our Frameless Glass with Posts railings deliver sleek, modern style, strength, and lasting durability.

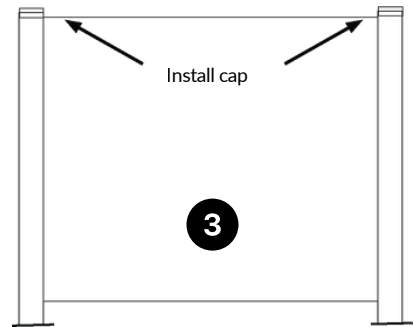
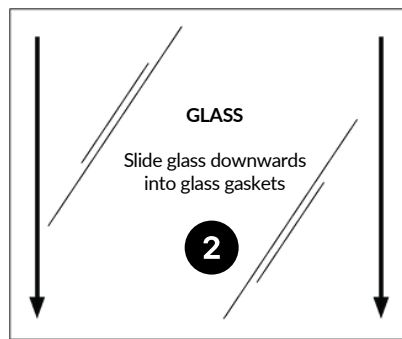
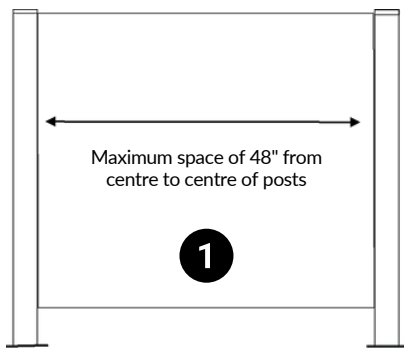
Integrated vertical channels built into each post allow glass panels to slide securely into place with ease. With no top or bottom rails, you can enjoy a completely unobstructed view from your deck.

Premium powder-coating, applied through a rigorous pre-treatment process, ensures a virtually maintenance-free product: no painting, staining, rust, or rot.



COMPONENT GUIDE FOR your frameless glass with posts system

<p>42" End Post for glass panel</p> <p>✓ Frameless Glass</p> <p>PB7878</p> 	<p>42" Corner Post for glass panel</p> <p>✓ Frameless Glass</p> <p>PB7879</p> 	<p>42" Mid Post for glass panel</p> <p>✓ Frameless Glass</p> <p>PB7880</p> 	<p>42" Half Post for glass panel</p> <p>✓ Frameless Glass</p> <p>PB7884</p> 	<p>Baseplate Cover Aluminum for 2 1/2" Post</p> <p>✓ Picket ✓ Cable</p> <p>✓ Frameless Glass ✓ Framed Glass</p> <p>PB7746</p> 
---	--	---	--	--



i ORDERING & MEASUREMENT GUIDE

- Step 1:** Start by ordering the posts. Glass panels are ordered afterward based on your post installation.
 - Step 2:** Set all posts in place, ensuring each post is plumb and level, and maintain a maximum spacing of 4 ft (from center to center of posts).
 - Step 3:** Measure the distance between the inside edges of the posts, then add 1 1/4" to determine the correct glass panel size.
- Example: If the inside post-to-post measurement is 45", the glass panel should be 46 1/4".*

VISTA KEYNOTES

- ✓ Check our accessories and more products to complete your project.
- ✓ Contact your local building department prior to installation.
- ✓ Available in Textured Black (XB), Textured Grey (TG), Textured Bronze (YB), Gloss White (WT) or Gloss Black (BK).



EASE OF INSTALLATION

Simply slide the glass into the gasketed channels of the post, then finish with the post cap.

FLEXIBLE HORIZONTAL ANGLES

Allows glass to extend at an angle to fit unique deck layouts.





NEW
STAIR BRACKET

SAME PRODUCT.
NEW DESIGN.
BETTER PERFORMANCE.

ALUMINUM RAILING ACCESSORIES













Smart details. Seamless results.
Accessories built to match Vista's signature
style and simplicity.

VISTA Aluminum Railing Accessories are designed to complement and enhance every installation. Each component — from fascia mounts and drink rail adapters to stair brackets and touch-up paint pens — is crafted with precision to ensure **perfect compatibility** with VISTA Aluminum Railing Systems. These accessories not only **simplify installation** but also elevate the finished look of any project, providing both durability and a refined appearance.

Built with the same attention to detail and quality as our railings, Vista accessories deliver reliable performance in any application. Use the **fascia mount** to maximize space on your deck, or the **drink rail adapter** to hold your beverage or décor. Discover all the possibilities to enjoy your VISTA!



ACCESSORIES AND PRODUCTS to complete your project

<p>Mid-End Stair Fascia Mount</p> <ul style="list-style-type: none"> ✓ Picket ✓ Cable ✓ Frameless Glass ✓ Framed Glass  <p>PB5040</p>	<p>90° Corner Fascia Mount</p> <ul style="list-style-type: none"> ✓ Picket ✓ Cable ✓ Frameless Glass ✓ Framed Glass  <p>PB5041</p>	<p>45° Corner Fascia Mount</p> <ul style="list-style-type: none"> ✓ Picket ✓ Cable ✓ Frameless Glass ✓ Framed Glass  <p>PB5042</p>	<p>Outside 45° Corner Fascia Mount</p> <ul style="list-style-type: none"> ✓ Picket ✓ Cable ✓ Frameless Glass ✓ Framed Glass  <p>PB5043</p>
<p>Fascia Mount Support Bracket Bottom rail</p> <ul style="list-style-type: none"> ✓ Picket ✓ Cable ✓ Framed Glass  <p>PB5410</p>	<p>8' Drink Rail Adapter</p> <ul style="list-style-type: none"> ✓ Picket ✓ Cable ✓ Framed Glass  <p>PB7444</p>	<p>Touch Up Paint Pen</p>  <p>PB6766</p>	<p>Universal Stair Bracket Package NEW</p> <ul style="list-style-type: none"> ✓ Picket ✓ Cable  <p>PB7757</p>
<p>Picket Spacers Level</p>  <p>Std 22-pack PB7406 Wide 20-pack PB6776</p>	<p>Picket Spacers Stair</p>  <p>Std 18-pack PB7407 Wide 16-pack PB6777</p>	<p>Deck Mount Bottom Rail Support Bracket</p>  <p>PB7410</p>	<p>Spax Structural Mounting Screws 4"</p>  <p>24 pcs PB7710024 250 pcs PB7710250</p>



DRINK RAIL ADAPTER

Creates a flat surface and connects decking and railing systems. Runs over the post for a clean and continuous surface.



FASCIA MOUNTING BRACKET

Our fascia mount brackets attach to the outside of your deck or structure, giving you more usable surface space to enjoy.



FRAMELESS GLASS WITH SPIGOTS & LED LIGHTS

Modern design, strength, and a stunning illuminated effect for any deck or balcony.

Made from 2205 stainless steel, the corrosion-resistant brackets are twice as strong as standard 316 stainless and are available in Matte Black or Satin finishes. A one-piece glass gasket allows panels to drop in securely for smooth, hassle-free installation, while seven precision screws keep everything perfectly level.

LED lights shine twice as bright as competitive products and can be controlled via smartphone, offering unlimited color and brightness options.

With glass panels in stock for quick turnaround, this system delivers a sleek, modern look with ease, durability, and customizable ambiance.



COMPONENT GUIDE FOR your frameless glass with Spigots & LED

LEVEL
GLASS



40"

12mm (1/2") Low Iron Tempered Glass

24" x 40" PB1740024W	28" x 40" PB1740028W	32" x 40" PB1740032W	36" x 40" PB1740036W	40" x 40" PB1740040W
44" x 40" PB1740044W	48" x 40" PB1740048W	52" x 40" PB1740052W	56" x 40" PB1740056W	60" x 40" PB1740060W

Stainless Steel Base Bracket LED ready
Includes base cover

Matte Black
PB1100MBOW

Satin
PB1100SNOW

LED Light Kit
16 lights with remote control

PB110200OW

Inline Panel Clamp

Matte Black
PB1104MBOW

Satin
PB1104SNOW

Panel to Wall Bracket

Matte Black
PB1105MBOW

Satin
PB1105SNOW

90° Panel Clamp

Matte Black
PB1106MBOW

Satin
PB1106SNOW

Adjustable Panel Clamp

Matte Black
PB1107MBOW

Satin
PB1107SNOW

Gate Latch
12mm Stainless Steel

Matte Black
PB1108MBOW

Satin
PB1108SNOW

Wall to Hinge (2pcs)
12mm Stainless Steel

Matte Black
PB1109MBOW

Satin
PB1109SNOW

8' Cap Rail
for 12mm Glass

Matte Black
PB1110MBOW

Satin
PB1110SNOW

90° Corner Connector
for cap rail

Matte Black
PB1111MBOW

Satin
PB1111SNOW

8' Rubber Channel
for 12mm glass cap rail

PB111200OW

Wall Connector
for cap rail

Matte Black
PB1113MBOW

Satin
PB1113SNOW

Inline Connector
for cap rail

Matte Black
PB1114MBOW

Satin
PB1114SNOW

Adjustable Connector
horizontal plane

Matte Black
PB1115MBOW

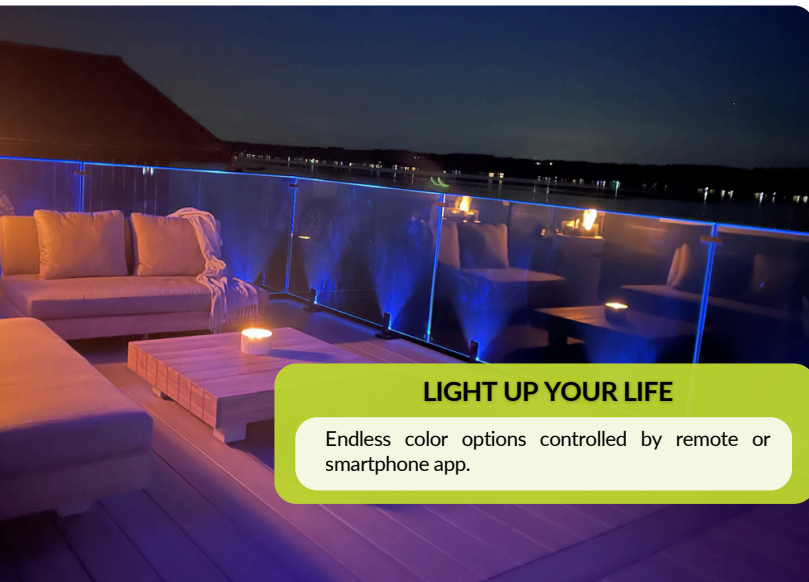
Satin
PB1115SNOW

End Cap
for cap rail

Matte Black
PB1116MBOW

Satin
PB1116SNOW

*Two colour option:
Matte Black or Satin
Stainless Steel



LIGHT UP YOUR LIFE

Endless color options controlled by remote or smartphone app.



JUST DROP GLASS IN

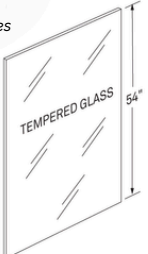






One-piece gasket design allows glass to be easily dropped in and secured by tightening two screws per base bracket.



GLASS WIND WALLS

Vista's Glass Wind Walls create distinct spaces between properties or areas, offering privacy while maintaining an open, elegant look. They act as a wind block, minimizing the negative effects of wind and making outdoor areas more comfortable and inviting.

Designed for versatility, these walls integrate seamlessly with VISTA's standard aluminum railing systems, ensuring a smooth and contemporary transition for any project.

<p><i>*Glass panels are polished on all sides</i></p>  <p>¾" (6mm) Clear Tempered Glass Package 30" x 54" PB1365000</p> <p>¾" (6mm) Clear Tempered Glass Package 36" x 54" PB1465000</p> <p>For 60" railing height. Other glass sizes or finishes are available as custom orders.</p>	<p>2" End Post</p>  <p>60" PB7706</p>	<p>2" 90° Post</p>  <p>60" PB7707</p>	<p>2" Mid Post</p>  <p>60" PB7708</p>
<p>2 ½" Blank Post</p>  <p>60" PB7725</p>	<p>Deck Mount Bottom Rail Support Bracket</p>  <p>PB7410</p>	<p>Windwall Glass Centre Supports (fasteners included)</p> <p>PB1990</p> <p>1 pkg per section of glass</p> 	



GATES









Pre-assembled, stylish, and easy to install!
 VISTA Gates are trimmable to fit up to 48" openings and work with all VISTA railing systems, including pool and glass gate options.


Contemporary Design: Regular and wide picket gates are available in 36" and 42" heights and standard colours.

All in one: Includes catch, latch, hinges and fasteners for easy installation.

Versatility: Can be used with all VISTA Railing Systems. *Cable and Glass gates are special order.

Peace of Mind: Enclosure provides security giving you a safe place to spend time.

<p>Regular Picket Gate $\frac{3}{4}$" Picket Gate (max opening 48")</p> <ul style="list-style-type: none"> ✓ Picket ✓ Cable ✓ Frameless Glass ✓ Framed Glass <p>for 42" height PB7480</p> <p>for 36" height PB6808</p> 	<p>Wide Picket Gate $1\frac{1}{2}$" Picket Gate (max opening 48")</p> <ul style="list-style-type: none"> ✓ Picket ✓ Cable ✓ Frameless Glass ✓ Framed Glass <p>for 42" height PB7736</p> <p>for 36" height PB7751</p> 	<p>Hinge Set True close hinge set</p>  <p>V5904B000X</p>	<p>Locking Gate Latch True Close Lock Latch</p>  <p>V5903B000X</p>	<p>Cane Bolt QBolt Padlockable Drop 24"</p>  <p>V5917B000X</p>
<p>Blank Gate Kit no hinges/latch (max opening 42")</p> <ul style="list-style-type: none"> ✓ Picket ✓ Cable ✓ Frameless Glass ✓ Framed Glass <p>for 42" height PB7510</p> 	<p>Cable Gate Special Order</p> <ul style="list-style-type: none"> ✓ Picket ✓ Cable ✓ Frameless Glass ✓ Framed Glass <p>for 42" height PB7810</p>  <p><small>Available in XB. All other colours considered special order.</small></p>	<p>Blank Gate Post no hardware required for double gates</p>  <p>42" PB7580</p> <p>36" PB6580</p>		



CABLE RAILING

Sleek lines, lasting strength, and an open view that lets your deck or balcony shine.
















Our Cable Railing delivers a clean, contemporary look that enhances any deck or balcony. The stainless steel cables provide an open view while maintaining the strength and safety of the railing system.

Our aluminum posts come pre-drilled with pre-threaded holes, making installation quick and precise. Swageless cable fittings allow you to simply cut the cable to length and insert it into the fittings — no complicated tools required.






With single-post corner and stair connections, there's no need to double post. Stair rail installation is also simple and seamless — just insert the rail into the pre-slotted post and fasten in place for a clean, professional finish.






COMPONENT GUIDE FOR your Cable system

2 ½" End Post ✓ Cable 42" PB7868 36" PB7864 	2 ½" Mid Post ✓ Cable 42" PB7870 36" PB7866 	2 ½" 90° Corner Post ✓ Cable ✓ Pass-thru Cable 42" PB7869 36" PB7865 	2 ½" 45° Corner Post ✓ Cable ✓ Pass-thru Cable 42" PB7887 36" PB7886 	2 ½" Top Stair Post (left side face) ✓ Cable 42" PB7830 36" PB7821 
2 ½" Top Stair Post (right side face) ✓ Cable 42" PB7831 36" PB7822 	2 ½" Top Stair Post (stair face only) ✓ Cable 42" PB7833 36" PB7824 	2 ½" Top Stair Post (opposite side face) ✓ Cable 42" PB7832 36" PB7823 	2 ½" Bottom Stair Post (left side face) ✓ Cable 42" PB7837 36" PB7825 	2 ½" Bottom Stair Post (right side face) ✓ Cable 42" PB7838 36" PB7826 
2 ½" Bottom Stair Post (stair face only) ✓ Cable PB7835 	2 ½" Bottom Stair Post (opposite side face) ✓ Cable 42" PB7836 36" PB7827 	2" Mid Stair Post (splice hardware included) ✓ Cable PB7834 	Stair Stainless Steel Fittings (7 sets - includes release key) ✓ Cable PB7820 	Stair Rail ✓ Picket ✓ Cable 6' PB7486 8' PB7484 

How to Determine the Required Stair Post:
 Stand at the bottom of the stairs and look upward.
 The side in which the level rail connects to the post is the post face required.

4' Rail Channel Cover (2pcs) (Level & stairs - 2 pkgs required for sections 48"+) ✓ Cable PB7806 	Level Rail ✓ Picket ✓ Framed Glass ✓ Cable 5' 6' PB7453 PB7457 	Level Rail ✓ Picket ✓ Framed Glass ✓ Cable 7' 8' PB7455 PB7458 	Pre-drilled Intermediate Level Spacer Picket ✓ Cable 42" PB7846 36" PB7845 	Pre-drilled Intermediate Stair Spacer Picket ✓ Cable PB7847 
---	---	---	---	---

Cable Needle Pkg (for pass-thru corner post) ✓ Cable PB5186 	Level Stainless Steel Fittings (includes release key) ✓ Cable 42" = 11 pairs PB7810 36" = 9 pairs PB7815 	Stainless Steel Cable (½" - 19 strand) ✓ Cable 100' PB7801 500' PB7805 
--	--	--















VISTA KEYNOTES

- All posts include fasteners and shims for easy installation.
- 36" = 9 Cable Strands
- 42" = 11 Cable Strands
- Stairs = 7 Cable Strands
- Check out accessories and more products to complete your project.
- Available in Textured Black (XB). All other standard colours would be a special order.



CABLE SYSTEM ACCESSORIES

Check out the accessories for our Cable System – wall fittings and brackets make it easy to connect your railing to existing walls and posts for a clean, secure finish.

<p>Wall Connector Fitting (non-tensioning, Stainless Steel)</p> <ul style="list-style-type: none"> ✓ Cable ✓ Cable Infill Kit  <p>CK102WCSSW</p>	<p>Wall Connector Fitting (tensioning, Stainless Steel)</p> <ul style="list-style-type: none"> ✓ Cable  <p>CK102WTSSW</p>	<p>Pivoting Cable Wall Fitting (non-tensioning, Stainless Steel)</p> <ul style="list-style-type: none"> ✓ Cable  <p>CK102SCSSW</p>	<p>Pivoting Cable Wall Fitting (tensioning, Stainless Steel)</p> <ul style="list-style-type: none"> ✓ Cable  <p>CK102STSSW</p>	<p>Cable Cutters</p> <ul style="list-style-type: none"> ✓ Cable  <p>PB7802</p>
<p>Cable Needle Pkg (for pass-thru corner post)</p> <ul style="list-style-type: none"> ✓ Cable  <p>PB5186</p>	<p>Stainless Steel Cable (½" - 19 strand)</p> <ul style="list-style-type: none"> ✓ Cable <p>100' PB7801</p> <p>500' PB7805</p> 	<p>Level Bracket</p> <ul style="list-style-type: none"> ✓ Picket ✓ Framed Glass ✓ Cable  <p>PB7477</p>	<p>Universal Stair Bracket Package</p> <ul style="list-style-type: none"> ✓ Picket ✓ Cable  <p>PB7757</p>	<p>Level Cable Fitting (tensioner, Stainless Steel)</p> <ul style="list-style-type: none"> ✓ Cable  <p>V5180M</p>
<p>Level Cable Fitting (non-tensioner, Stainless Steel)</p> <ul style="list-style-type: none"> ✓ Cable  <p>V5181M</p>	<p>Stair/Pivoting Cable Fitting (tensioner, Stainless Steel)</p> <ul style="list-style-type: none"> ✓ Cable  <p>V5182M</p>	<p>Stair/Pivoting Cable Fitting (non-tensioner, Stainless Steel)</p> <ul style="list-style-type: none"> ✓ Cable  <p>V5183M</p>	<p>Release Key</p> <ul style="list-style-type: none"> ✓ Cable  <p>V5184M</p>	














COMPONENT GUIDE FOR your Cable Infill Kits

All-in-one Package: Includes all necessary hardware for wood, composite, vinyl, and metal posts – simplifying installation and reducing extra purchases.

Swageless System: No special crimping tools required. Hidden, sleek fittings make installation easy and keep the look clean.

Stainless Steel Cables: 1/8" 19-strand, 316 stainless steel offers superior durability and corrosion resistance with minimal upkeep, indoors or out.

<p>5' wide Cable Infill Kit (one 5ft long cable with fittings)</p>  <p>CK10205SSW</p>	<p>10' wide Cable Infill Kit (one 10ft long cable with fittings)</p>  <p>CK10210SSW</p>	<p>15' wide Cable Infill Kit (one 15ft long cable with fittings)</p>  <p>CK10215SSW</p>	<p>20' wide Cable Infill Kit (one 20ft long cable with fittings)</p>  <p>CK10220SSW</p>	<p>50' wide Cable Infill Kit (one 50ft long cable with fittings)</p>  <p>CK10250SSW</p>
<p>Wall Connector Fitting (non-tensioning, Stainless Steel)</p>  <p>CK102WCSSW</p>	<p>Wall Connector Fitting (tensioning, Stainless Steel)</p>  <p>CK102WTSSW</p>	<p>Pivoting Cable Wall Fitting (non-tensioning, Stainless Steel)</p>  <p>CK102SCSSW</p>	<p>Pivoting Cable Wall Fitting (tensioning, Stainless Steel)</p>  <p>CK102STSSW</p>	<p>Stainless Steel End Cap (10 pcs)</p>  <p>CK102ECSSW</p>
<p>Stainless Steel 3/4" Protector Tube (10 pcs)</p>  <p>CK102PTSSW</p>	<p>VISTA KEYNOTES</p> <ul style="list-style-type: none"> • 1/8" diameter Stainless Steel Cable Wire (specified length) • Pre-attached Threaded Stud • Stainless Steel Washer (for wood and metal) • Brass Locknut • Pull Lock 			






VISTA ADVANTAGE

PASS-THRU CABLE CORNER

The pass-thru feature allows cables to run smoothly through corners without additional connections, saving time and cost while maintaining a clean, picture-frame look around your infill of choice.



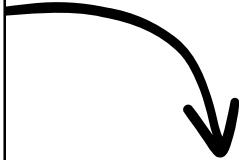
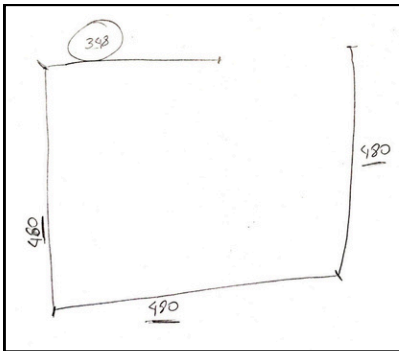

Clean, Consistent Look: One post works for both pass-thru and connected corners, creating a picture-frame design and removing the need for double posts.

Quick Installation: Threading needles make feeding cable easy, while eliminating corner connections saves time and cost (50 ft max, 90° angle).



VISTA PLANNER

Lower prices, Less waste!



VISTA PLANNER

BOOST EFFICIENCY

Save time and resources by generating precise quotes and drawings in minutes.

REDUCE ERRORS


Minimize costly mistakes with accurate, detailed plans and material lists.

INCREASE CUSTOMER SATISFACTION

Deliver precise, clear quotes and designs that enhance client trust and satisfaction.


ITEMIZED LIST

Easily access an itemized list of all necessary components for your railing project.



EXPERT ASSISTANCE

We offer comprehensive training and support for new users, including tutorials, customer service, and technical assistance.



TURN YOUR VISION INTO REALITY

VISTA ADVANTAGE



ALUMINUM STAIR RAILING

VISTA stair railings provide a sleek, code-compliant solution that's graspable, continuous, and requires no additional handrail.

No secondary handrail required: Create a better looking project because Vista stair railings meet the graspable and continuous requirement.

Long runs: The mid stair post allows you to create sections longer than 8' while still allowing a continuous graspable stair system.

Clean connection: No bulky brackets needed to attach the stair rails to the stair posts.

Easy installation: Simply slide the top and bottom rails into the pre-manufactured slots. No pre-drilled or swivel brackets needed.

Installation flexibility: Pre-sloped stair design provides a wide range of stair angles.

NEW

PIPE HANDRAIL

VISTA's Pipe Handrail System is the perfect solution for creating secure and accessible spaces.











Easy to Install: Our Pipe Handrail System is designed for quick, straightforward installation – perfect for contractors and DIYers alike.

Maintenance-Free: Powder-coated aluminum means no rust, no painting, and a finish that stays beautiful for years.

Versatile Applications: Ideal for stairs, ramps, decks, and walkways in residential or multifamily projects.

Code Compliant: Fully engineered and tested to meet building codes, giving you safety and peace of mind.

Complete System: Includes everything you need – pipes, brackets, returns, and extensions – for a seamless and professional result.

<p>1 5/8" x 4' Pipe Handrail Kit (hardware included)</p> <p>PB7582</p> 	<p>1 5/8" x 8' Pipe Handrail Kit (hardware included)</p> <p>PB7482</p> 	<p>Pipe Handrail Bracket</p> <p>PB7584</p> 	<p>Plastic Handrail Cap</p> <p>PB7585</p> 
<p>Pipe Handrail 6 degree Extension</p> <p>PB7587</p> 	<p>Pipe Handrail 32 degree Extension</p> <p>PB7588</p> 	<p>Pipe Handrail 35 degree Extension</p> <p>PB7589</p> 	<p>Pipe Handrail 90 degree Extension</p> <p>PB7590</p> 
<p>Pipe Handrail 180 degree Extension</p> <p>PB7591</p> 	<p>90 degree Mitred Wall Return Kit</p> <p>PB7583</p> 	<p>Inside 90 degree Pipe Handrail Post Bracket</p> <p>PB7592</p> 	<p>Splice 5"</p> <p>PB7586</p> 



QWICKBUILD ALUMINUM DECK FRAMING

QwickBuild by Outdure is the revolutionary aluminum deck framing system that replaces traditional wood with a durable, modular, and weather-resistant substructure – engineered to build faster, cleaner, and stronger, while matching the longevity of composite deck boards and aluminum/glass railing.

Fast Online Quotes: Get an accurate deck plan and material list in just 5 minutes with Outdure’s easy-to-use Deck Planner.

Quick Shipping: Components are in stock and ready to ship so you can start building right away.

Built to Last: No rot, no warping, no structural degradation – ever.

Versatile Applications: Perfect for ground-level, rooftop, dock, or elevated decks.

Lifetime Warranty: Peace of mind with guaranteed performance for decades.




DISCOVER MORE ABOUT
your QwickBuild System



ELEVATED DECK



GROUND-LEVEL DECK





MID-LEVEL DECK

No rot. No rust. No worries.
JUST QWICKBUILD.

The aluminum framing that matches the
life of your deck.

	QWICKBUILD ALUMINUM	TREATED WOOD	STEEL FRAMING	TILES ON PEDESTALS
Low height	✓	✗	✗	SOME
Mid height	✓	SOME*	✓	✗
Elevated	✓	SOME*	✓	✗
Multi-surface	✓	✗	✗	✗
Modular	✓	✗	SOME	✗
Straight and level	✓	✗	✓	✗
Fast, easy install	✓	✗	✗	SOME
Lightweight	✓	✗	✗	✓
Durable, easy-care	✓	✗	SOME	SOME
Rust proof	✓	✓	✗	✓
Rot-proof	✓	✗	✓	✓
Accurate quantification	✓	✗	✗	SOME
Technical support	✓	✗	SOME	SOME
Value-engineered	✓	✗	SOME	✗



2026

WESTERN CANADA


Catalogue

vista



Let's Build Together!

 sales@vistarailings.com

 www.vistarailings.com

 **100% Canadian-Owned
& Operated**



Printed in Canada
Item #AD9500WESTEX-V2-2026