

# vista



style &  
simplicity

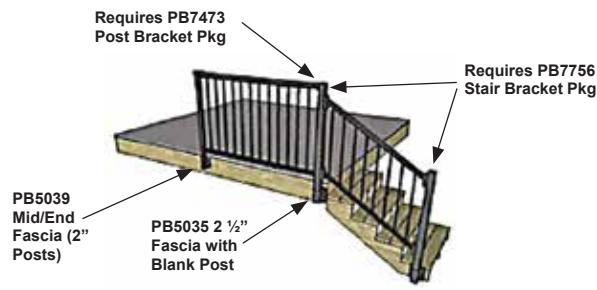
## Aluminum Fascia Mount Brackets

Aluminum Fascia Mount Brackets



**Installation Notes**

- Stair Mid Post 2", PB7734 - requires a PB5039 2" Fascia Bracket, this will be required to be shimmed to align with the top and bottom 2 1/2" post.
- Fascia bracket - accommodates a maximum 1 1/4" overlay with 2 1/4" vertical deck drip cap.
- We recommend that you have a maximum space of 48" between posts when using fascia mount.



### Expanded Space

Mount onto the outside of structure which allows more surface space to enjoy.



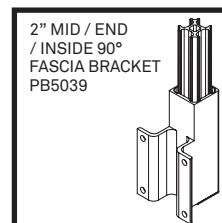
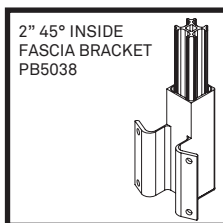
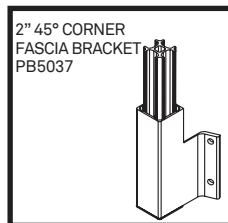
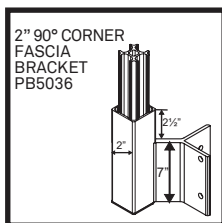
### Longevity

For projects that have waterproofing, the fascia mounting eliminates puncturing of the waterproofing membrane.



### Streamline Look

Same powder-coating process is used to ensure a perfect match with your posts and rails.



**Note:** Check with your local building inspection department as local building codes and bylaws may apply prior to installation.

Available Colours:



Vista Railing Systems Inc.

[www.vistarailings.com](http://www.vistarailings.com) or 800-667-8247