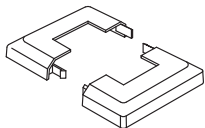


# Base Plate Cover Instructions

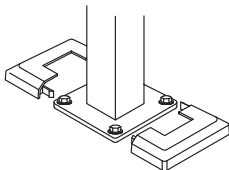


## READ ALL INSTRUCTIONS COMPLETELY BEFORE STARTING INSTALLATION:

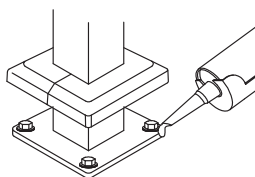
It is the responsibility of the installer to meet all code and safety requirements, and to obtain all required building permits. The railing installer should determine and implement appropriate installation techniques for each installation situation. VISTA Railing Systems Inc, its distributors and dealers shall not be held liable for improper or unsafe installations. VISTA Railing Systems posts must always be secured to the sub structure and should never be attached to only the surface material (ie deck board). Failure to follow all of these instructions could result in serious injury or death.



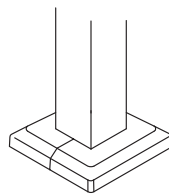
1. Snap the 2 halves of the baseplate cover apart



2. Fit the two pieces around the post and snap together



3. To prevent lifting, use exterior silicon caulking to secure the cover to the bottom plate



4. Clean annually using soap and water

Vista Railings Systems  
800-667-8247 or [www.vistarailings.com](http://www.vistarailings.com)

Vista™ is a registered trademark of Vista Railing Systems Inc. Revised July 2022 V2