

vista



style &
simplicity

Traditional Railing Kit System



Traditional Railing Kit System

- ✔ **All-In-One Kit**
Everything you need between the posts!
- ✔ **Ease of Installation**
Factory precision pre-drilled rails speed up and simplify installation.
- ✔ **Cost Effective**
Installs in half the time of alternative component systems saving time, money and frustration.
- ✔ **Low Maintenance**
Powder-coated balusters that never require painting or staining and never rot, twist or split.
- ✔ **Safety Assured**
Tested in accordance with national building codes.

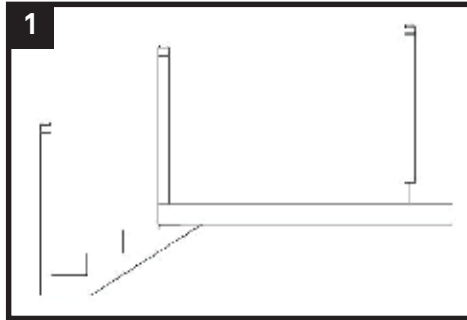


vista

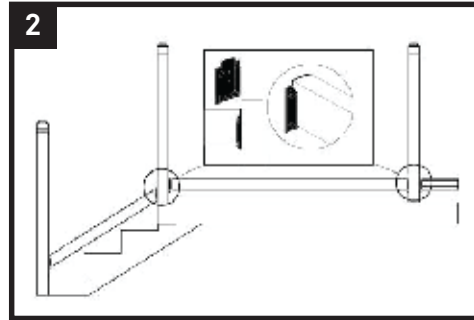
style &
simplicity

Traditional Railing Kit System

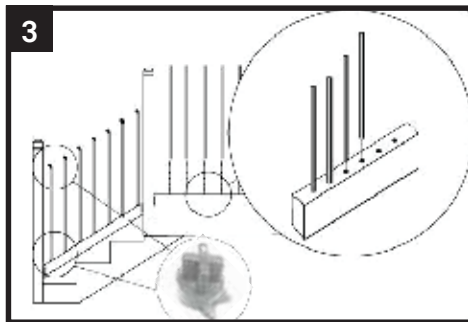
Traditional Railing Kit System



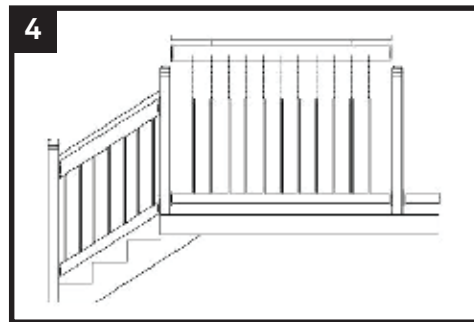
1
Set newel posts (sold separately) to accommodate pre-drilled rail length. Center pre-drilled rail between newel posts and trim equal amounts from each end of top and bottom rails.



2
Slide rail hanger bracket over the end of the rail and attach with screws through end of rail. (Hint: Opening of bracket must always be up)



3
With a high-quality polyurethane construction adhesive, fill all the holes half way. Insert balusters into pre-drilled holes in rail. This will bond the wood to the balusters. Best to use 26" baluster option for stairs.



4
Attach pre-drilled top rail, fasten railing section to post with hanger bracket, attach cap rail with high-quality construction adhesive.

EVERYTHING YOU NEED BETWEEN THE POSTS!

- ✔ 2 profiled & factory pre-drilled rails
- ✔ 1 profiled cap rail
- ✔ 2 pairs of rail hanger brackets with fasteners
- ✔ Powder-coated balusters (round/straight)

6 ft Kit 36" 3 rail Brown Treated - CRBTR6B26M 6 ft Kit 36" 3 rail Premium Western Red Cedar - CRWRC6B26M	6 ft Kit 42" 3 Rail Brown Treated - CRBTR6B32M 6 ft Kit 42" 3 Rail Premium Western Red Cedar - CRWRC6B32M	8 ft Kit 36" 3 Rail Brown Treated - CRBTR8B26M 8 ft Kit 42" 3 Rail Brown Treated - CRBTR8B32M	Stair Angle Adapters Black (15 pack) AL9400B00W Rail Hanger Bracket (Pack of 2 with fasteners) HW9509600W

Note: Contact your local building department prior to installation. Available in Premium Western Red Cedar and Brown Treated. Level Kits can be converted by using the stair rail adapters that change baluster to rail connection to an exterior stair angle. Posts also available for purchase in Premium Western Red Cedar and Brown Treated (posts not included in kit). Available in 36" and 42" railing height.

