

# Aluminum Frameless Glass System

**vista**   
style &  
simplicity



Aluminum Frameless Glass System

- ✔ **Ease of Installation**  
Set posts, slide glass into post channels and press caps into place.
- ✔ **Simplicity**  
Connectors are not required. Integrated channels build into posts allows glass to slide into place without additional parts.
- ✔ **Uninterrupted View**  
No top or bottom rails means an unobstructed view from your deck.
- ✔ **Flexibility & Versatility**  
Post design allows for a wider range of horizontal angles.
- ✔ **Safety Assured**  
Tested in accordance with national building codes.

**Vista Railing Systems Inc.**  
[www.vistarailings.com](http://www.vistarailings.com) or 800-667-8247

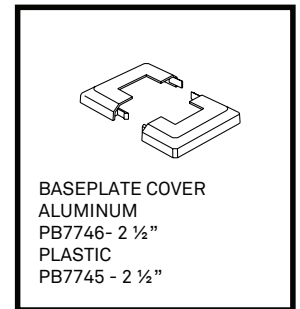
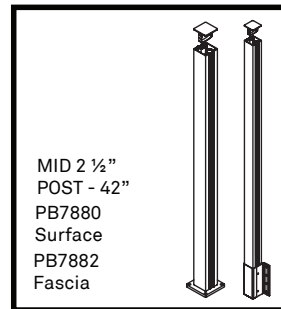
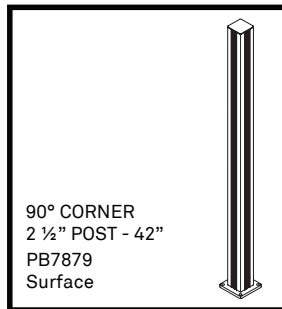
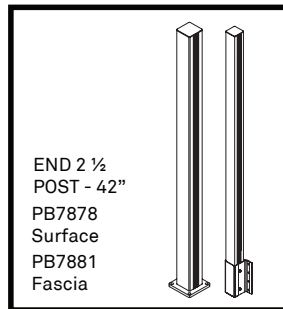


# vista

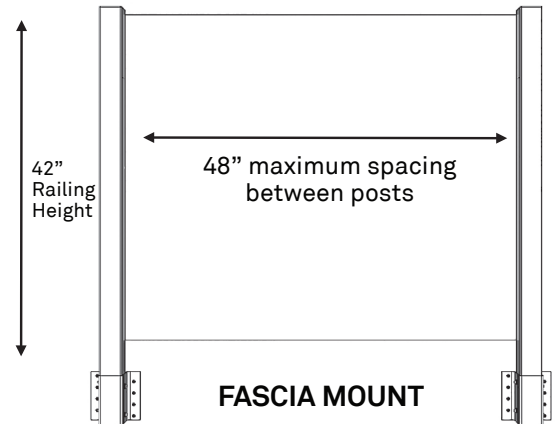
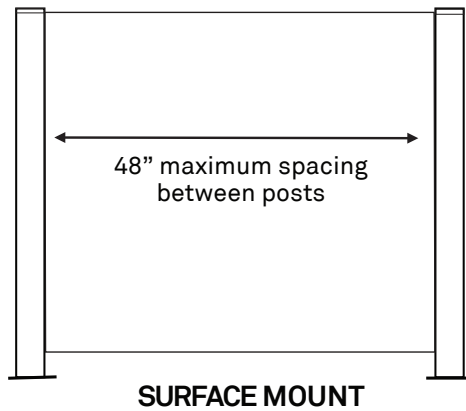
style & simplicity

## Aluminum Frameless Glass System

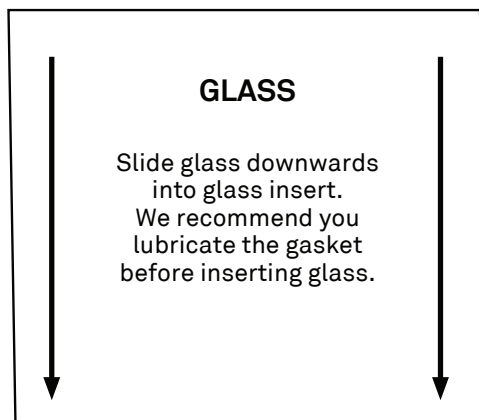
Aluminum Frameless Glass System



1




2

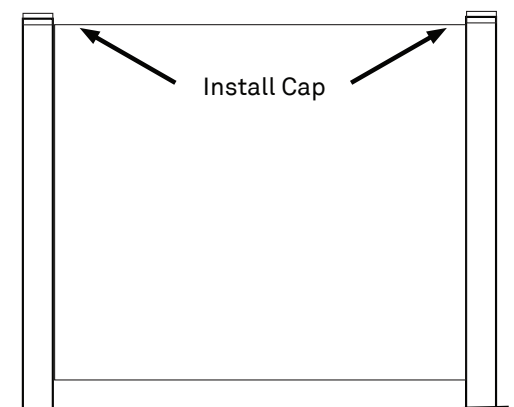


Typical 10mm or 3/8" tempered/laminated.

### Available Colours



3



**Note:** Check with the local building department as local building codes and bylaws apply. When railing is being used as a guardrail, do not exceed the 48" center-to-center spacing as this is outside the engineering specifications and is at the end user's own risk and could result in a failed inspection. It is the sole responsibility of the homeowner/contractor to comply with local building codes. The glass code may require a top rail. Please ensure you check with your local building inspector prior to proceeding with any purchase or work.