

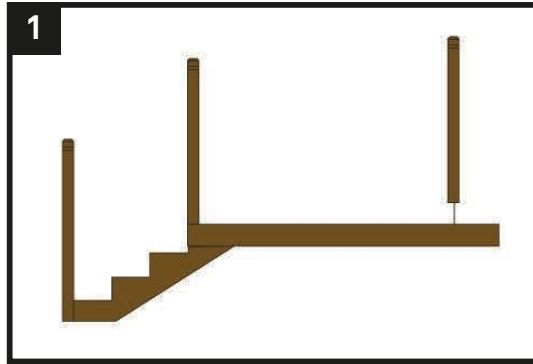


# vista

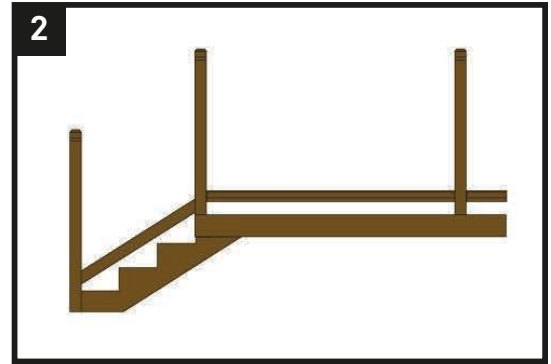
style &  
simplicity

## Clearview Railing Kit System

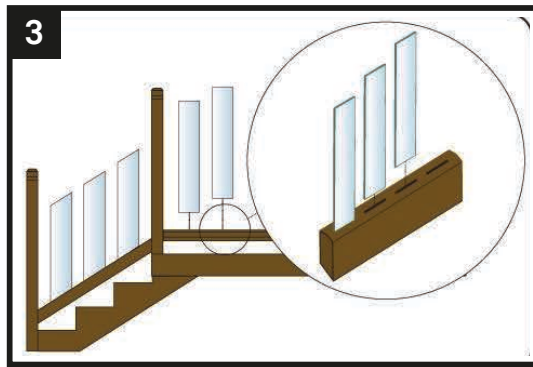
Clearview Railing Kit System



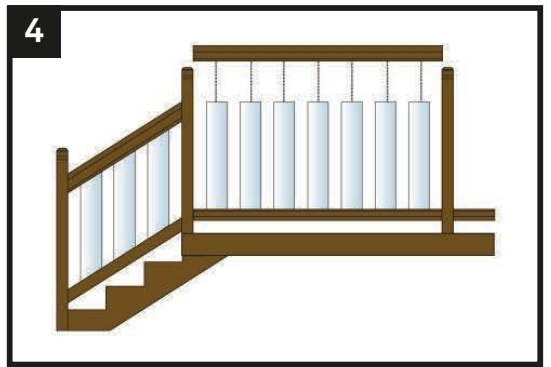
1 Install newel posts (sold separately)



2 Install bottom rail




3 Install glass panels



4 Install top rail

### PREMIUM CLEARVIEW DECK RAILING KITS (2 PC PKG)

- ✔ 3 Profiled and Pre-slotted Rails
- ✔ 2 pairs of rail hanger brackets with fasteners
- ✔ Glass Package Includes:
  - 5/16" clear tempered glass panels
  - Available in 36" or 42" deck railing height

CLEARVIEW GLASS PANELS (1 CARTON)	PRO-FILED & PRE-SLOTTED RAILING KITS WITH RAIL HANGER BRACKETS	ACCESSORY
5/16" x 6" x 26-1/4" Clear Tempered Glass Panel (for 36" railing height) – GL9000C26W	6 ft Green Treated Deck Railing Kit (3 rail pieces - 7 slots) – CVTRTCP061	 RAIL HANGER BRACKET Pack of 2 with fasteners HW9509600W
5/16" x 6" x 32-1/4" Clear Tempered Glass Panel (for 42" railing height) – GL9000C32W	6 ft Green Treated Stair Railing Kit (3 rail pieces - 6 slots) – CVTRTCS061	
5/16" x 6" x 33-1/2" Clear Tempered Glass Panel (for Stair railing) - GL9000C33H	6 ft Premium Western Red Cedar Deck Railing Kit (3 rail pieces - 7 slots) – CVWRCCP061  6 ft Premium Western Red Cedar Stair Railing Kit (3 rail pieces - 6 slots) – CVWRCCS061	



**NOTE:** Contact your local building department prior to installation. Available in Premium Western Red Cedar and Green treated. Kits come in Level and Stair options. Glass and railings sold separately. Posts also available for purchase in Premium Western Red Cedar and Green treated (posts not included in kit). Available in 36" and 42" railing height.